




Love with a Twist

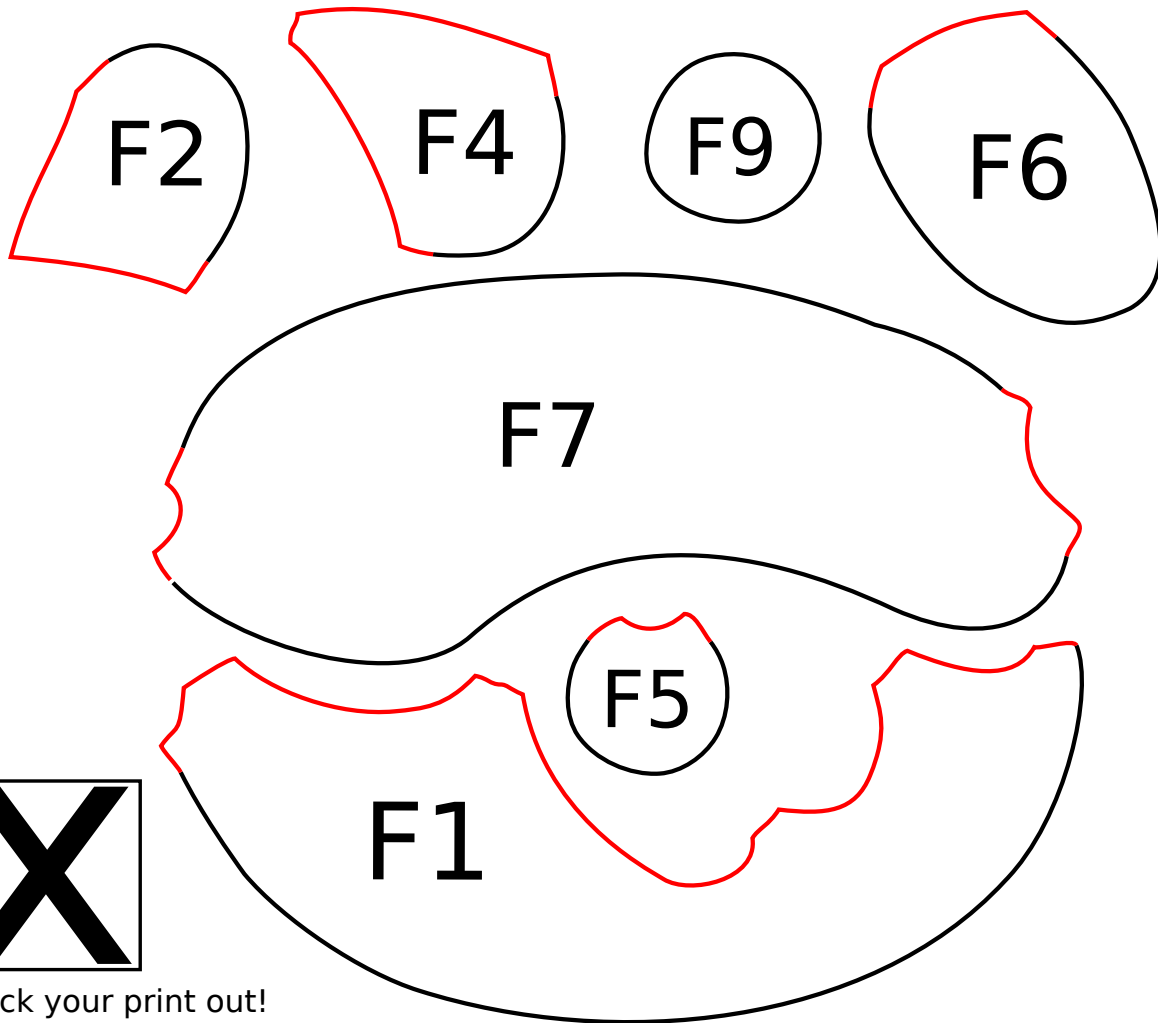
BOM Block 5A

Fabulous Fish



Appliqué Templates: Fish Balloon

page 1 of 2, pieces are already reversed for tracing for right-facing fish



Check your print out!
This box must measure 1" square
or your appliqué will be the
wrong size!!

 © 2019
Clever Chameleon
cleverchameleon.com.au


Love with a Twist quilt series designed by Dione Gardner-Stephen
Downloaded from www.cleverchameleon.com.au/balloon-fish/
Full assembly instructions also available at Clever Chameleon.
Please be copyright respectful and share the link not the pattern.



Love with a Twist

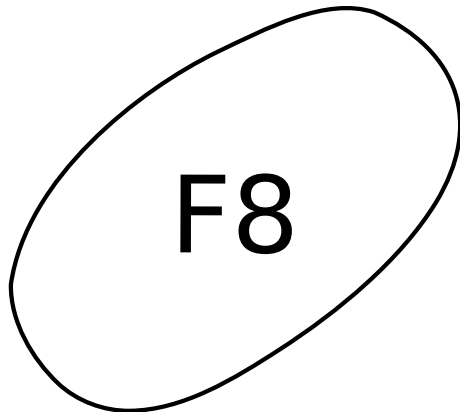
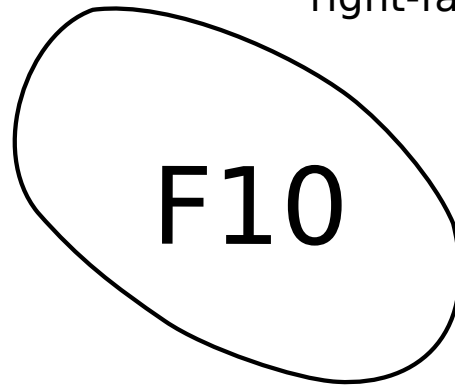
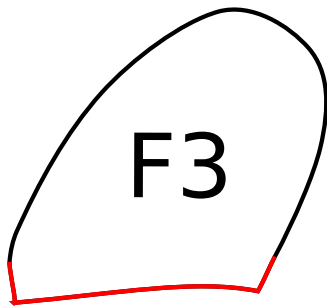
BOM Block 5A

Fabulous Fish





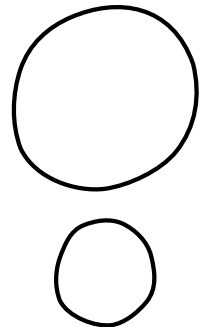
Appliqué Templates: Fish Balloon

page 2 of 2, pieces are already reversed for tracing for right-facing fish



Eye

Bubbles
(optional)



Check your print out!
This box must measure 1" square
or your appliqué will be the
wrong size!!


 © 2019
Clever Chameleon
cleverchameleon.com.au

Love with a Twist quilt series designed by Dione Gardner-Stephen
Downloaded from www.cleverchameleon.com.au/balloon-fish/
Full assembly instructions also available at Clever Chameleon.
Please be copyright respectful and share the link not the pattern.

Love with a Twist BOM Block 5A: Fabulous Fish

Appliqué Layout Guide: Fish Balloon

Love with a Twist quilt series designed by Dione Gardner-Stephen. Downloaded from www.cleverchameleon.com.au/balloon-fish/
Full assembly instructions also available at Clever Chameleon. Please be copyright respectful and share the link not the pattern.



Check your print out!
This box must
measure 1" square
or your appliqué will be
the wrong size!!

Optional Bubbles
for Twin size quilt

