




Love with a Twist

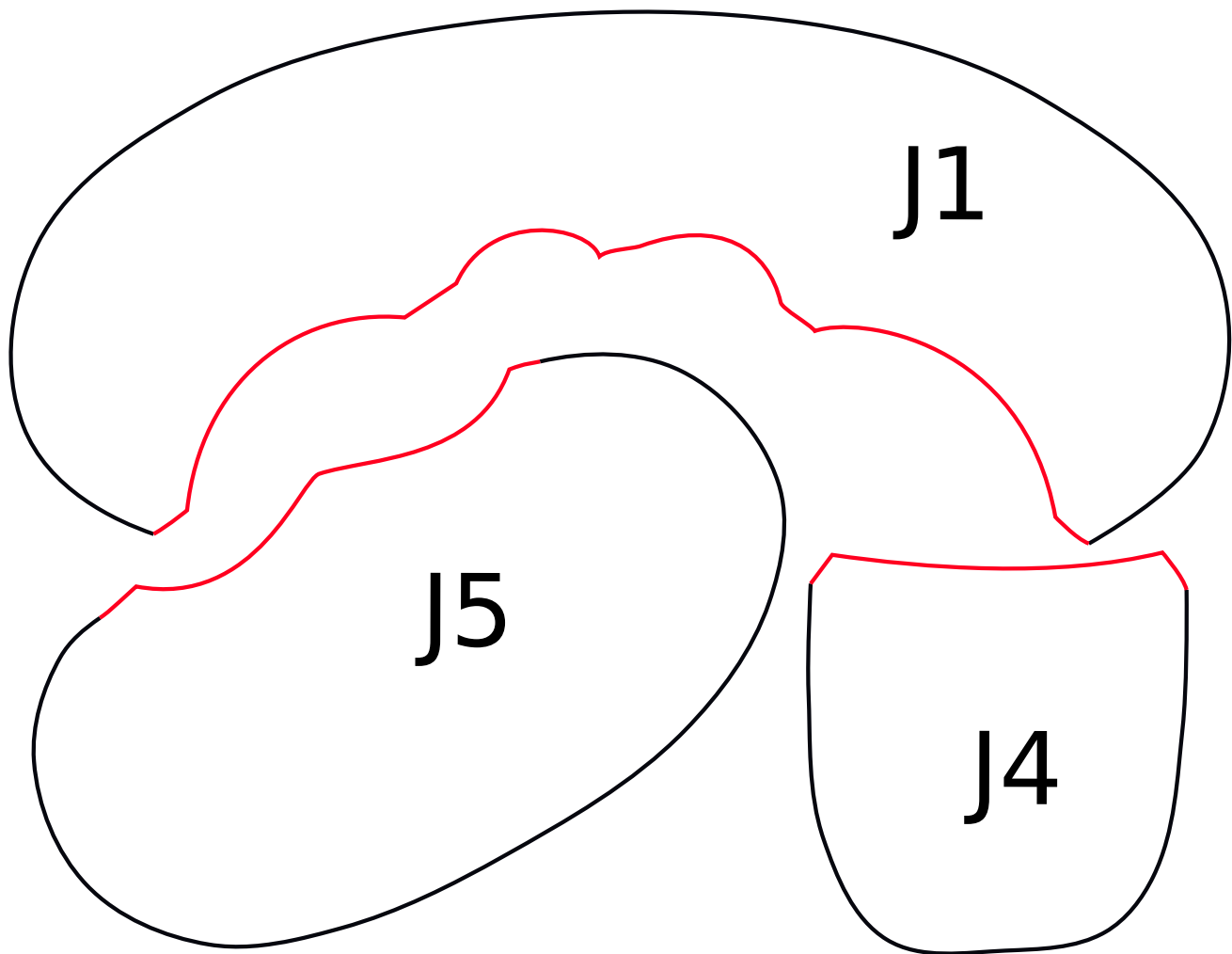
BOM Block 4B

Jolly Jumper




Appliqué Templates: Frog Balloon

page 1 of 2, pieces are already reversed for tracing



 © 2019
Clever Chameleon
cleverchameleon.com.au



Check your print out!
This box must measure 1" square
or your appliqué will be the
wrong size!!


Love with a Twist quilt series designed by Dione Gardner-Stephen
Downloaded from www.cleverchameleon.com.au/balloon-frog/
Full assembly instructions also available at Clever Chameleon.
Please be copyright respectful and share the link not the pattern.



Love with a Twist

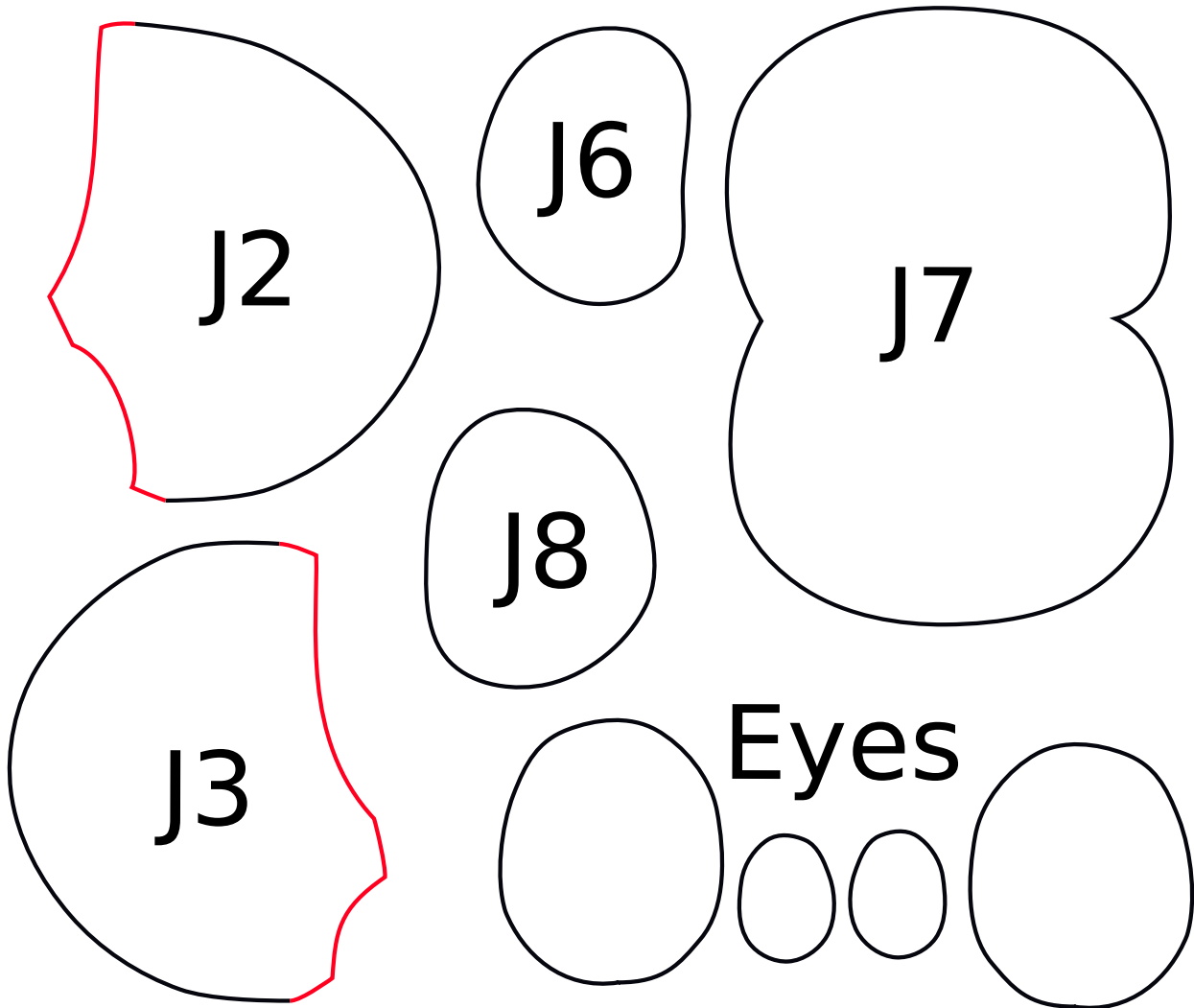
BOM Block 4B


Jolly Jumper




Appliqué Templates: Frog Balloon

page 2 of 2, pieces are already reversed for tracing



 © 2019
Clever Chameleon
cleverchameleon.com.au



Check your print out!
This box must measure 1" square
or your appliqué will be the
wrong size!!

Love with a Twist quilt series designed by Dione Gardner-Stephen
Downloaded from www.cleverchameleon.com.au/balloon-frog/
Full assembly instructions also available at Clever Chameleon.
Please be copyright respectful and share the link not the pattern.

Love with a Twist BOM

Block 4B: Jolly Jumper

Appliqué Layout Guide: Frog Balloon

Love with a Twist quilt series designed by Dione Gardner-Stephen. Downloaded from www.cleverchameleon.com.au/balloon-frog/

Full assembly instructions also available at Clever Chameleon.

Please be copyright respectful and share the link not the pattern.

