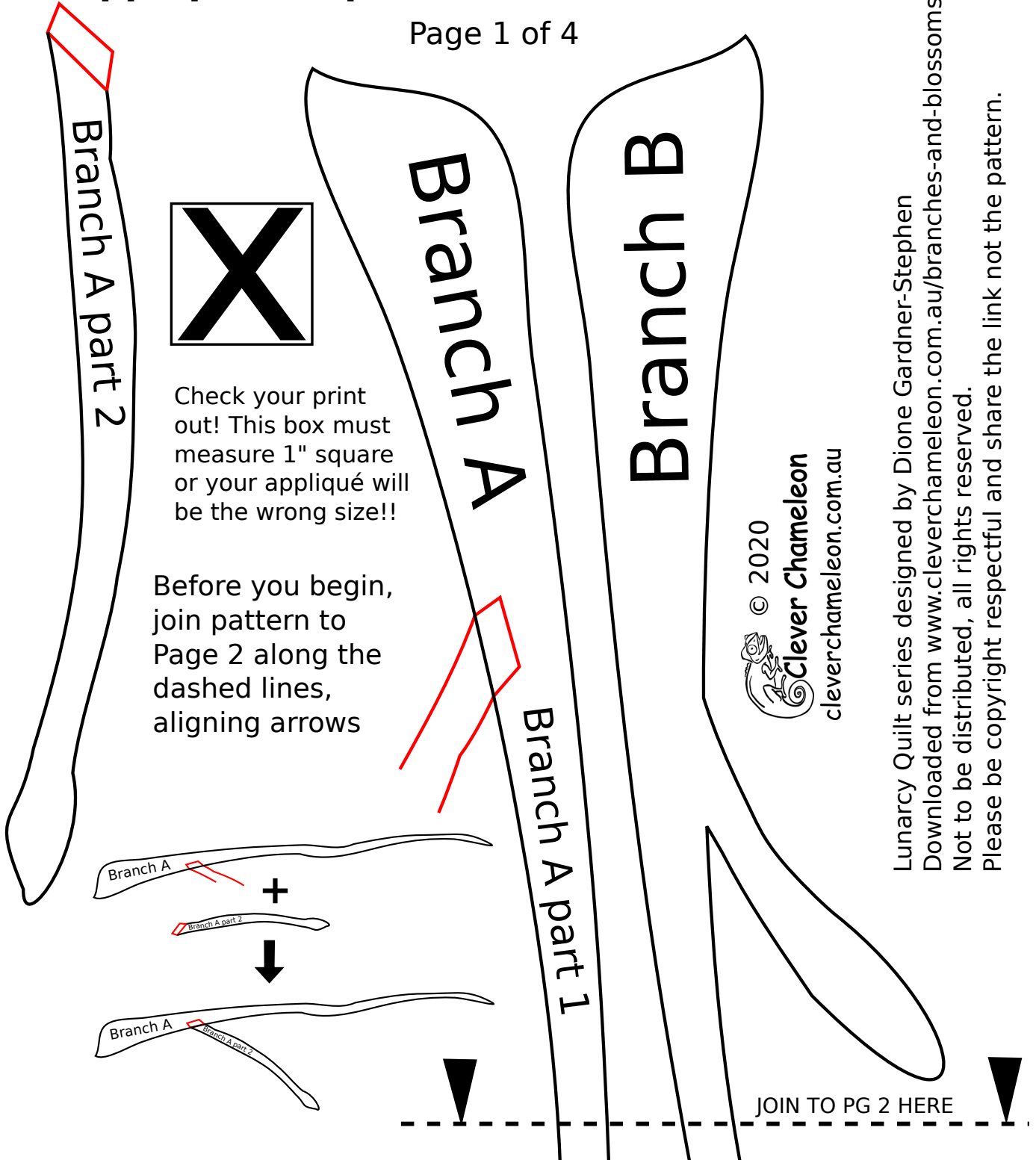



Lunarcy Quilt Part 2 Branches & Blossoms

Appliqué Templates for all Zodiac Blocks

Page 1 of 4



Lunarcy Quilt series designed by Dione Gardner-Stephen
 Downloaded from www.cleverchameleon.com.au/branches-and-blossoms/
 Not to be distributed, all rights reserved.
 Please be copyright respectful and share the link not the pattern.



Lunarcy Quilt Part 2 Branches & Blossoms

Page 2 of 4

 © 2020
Clever Chameleon
cleverchameleon.com.au

Templates are orientated for tracing directly onto fusible adhesive backing.

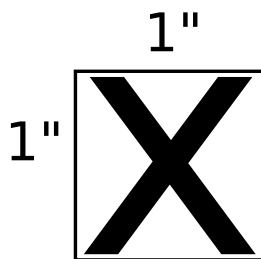
Instructions (referring also to Lunarcy Quilt Pattern Part 1):

From gold-coloured fabric:

- Make four each of both Branch A pieces
- Reverse both Branch A pieces
and make one more of each
(when fusing Branch A to quilt, place part 2 under part 1 at about 1/3 to 1/4 along the length from the thick end to create a fork)
- Make three Branch B motifs
- Reverse Branch B and make one motif
- Make one Branch C motif
- Reverse Branch C and make one motif
- Make one Branch D motif

giving 12 branches in total.

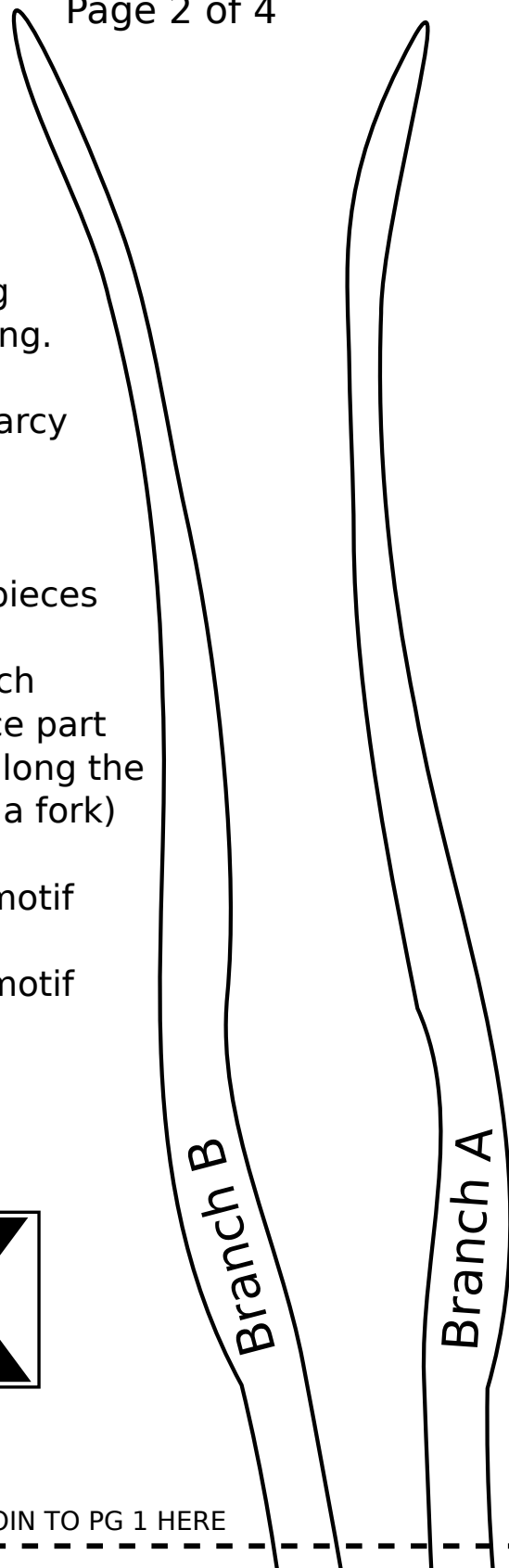
Before you begin,
join pattern to
Page 1 along the
dashed lines,
aligning arrows



JOIN TO PG 1 HERE



Lunarcy Quilt series designed by Dione Gardner-Stephen
Downloaded from www.cleverchameleon.com.au/branches-and-blossoms/
Not to be distributed, all rights reserved.
Please be copyright respectful and share the link not the pattern.






Lunarcy Quilt Part 2 Branches & Blossoms

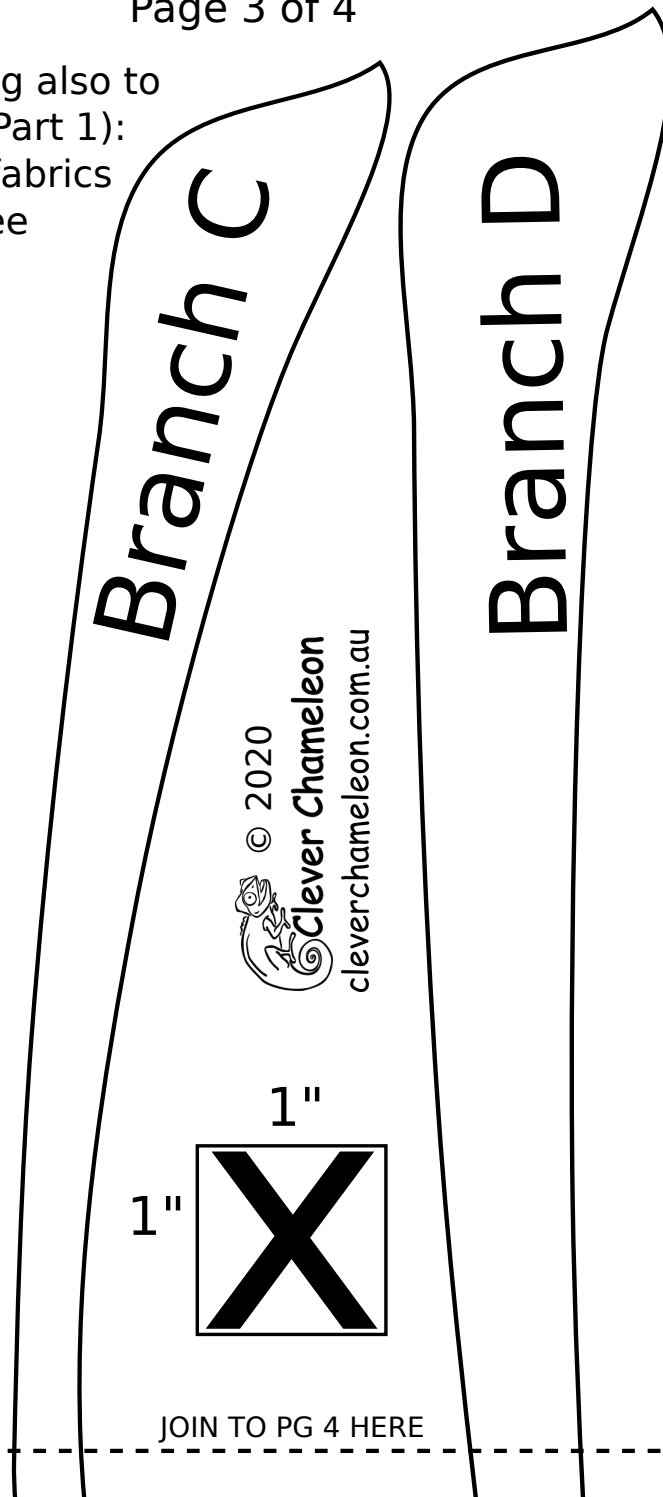
Appliqué Templates for all Zodiac Blocks

Page 3 of 4

Instructions (referring also to Lunarcy Quilt Pattern Part 1):
from pink and purple fabrics
make blossoms in three
sizes.



Before you begin,
join pattern to
Page 4 along the
dashed lines,
aligning arrows



JOIN TO PG 4 HERE



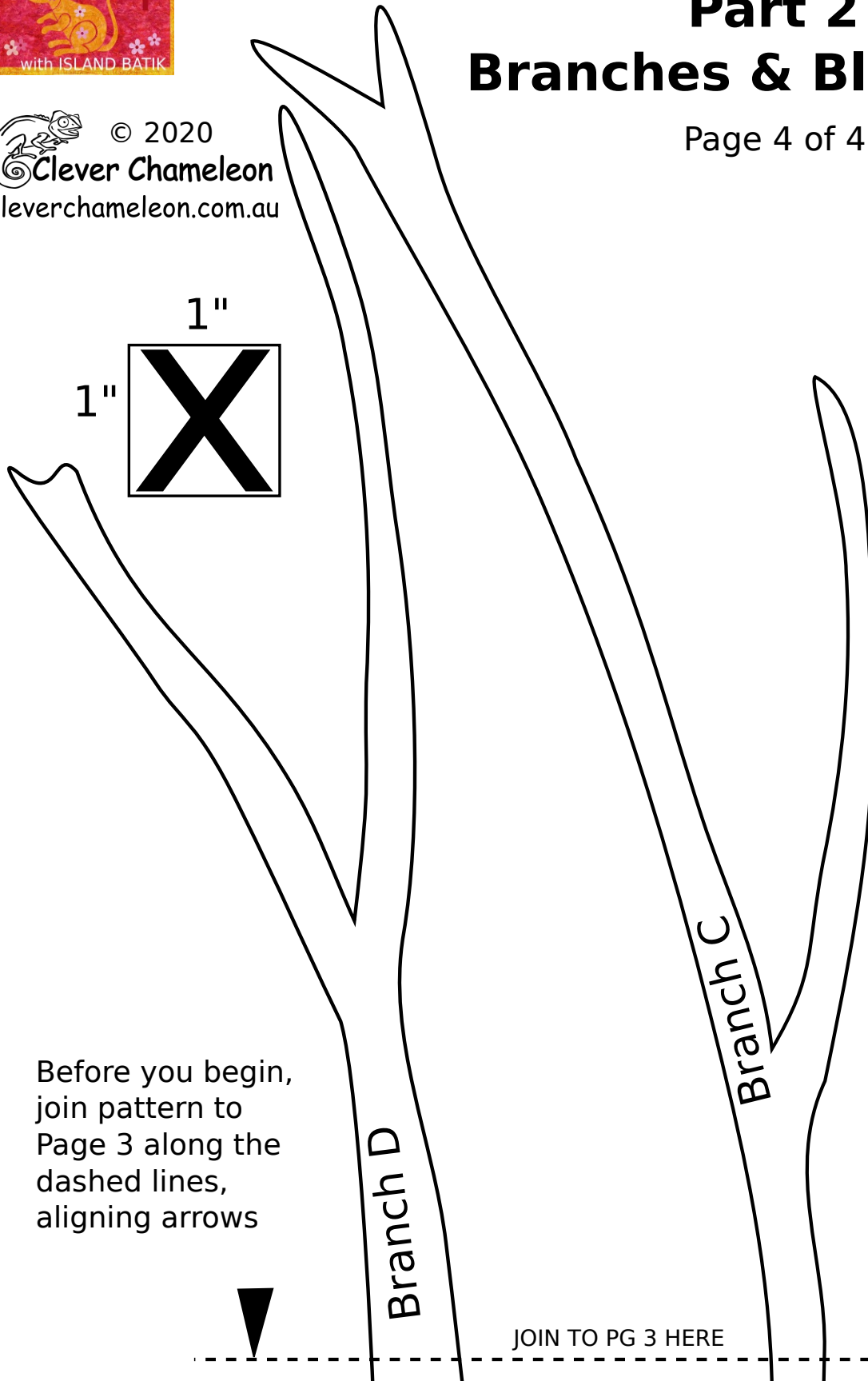
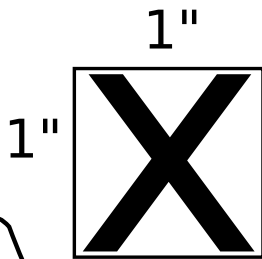
Lunarcy Quilt series designed by Dione Gardner-Stephen
Downloaded from www.cleverchameleon.com.au/branches-and-blossoms/
Not to be distributed, all rights reserved.
Please be copyright respectful and share the link not the pattern.



Lunarcy Quilt Part 2 Branches & Blossoms

Page 4 of 4

© 2020
Clever Chameleon
cleverchameleon.com.au



Before you begin,
join pattern to
Page 3 along the
dashed lines,
aligning arrows

JOIN TO PG 3 HERE

Lunarcy Quilt series designed by Dione Gardner-Stephen
Downloaded from www.cleverchameleon.com.au/branches-and-blossoms/
Not to be distributed, all rights reserved.
Please be copyright respectful and share the link not the pattern.