
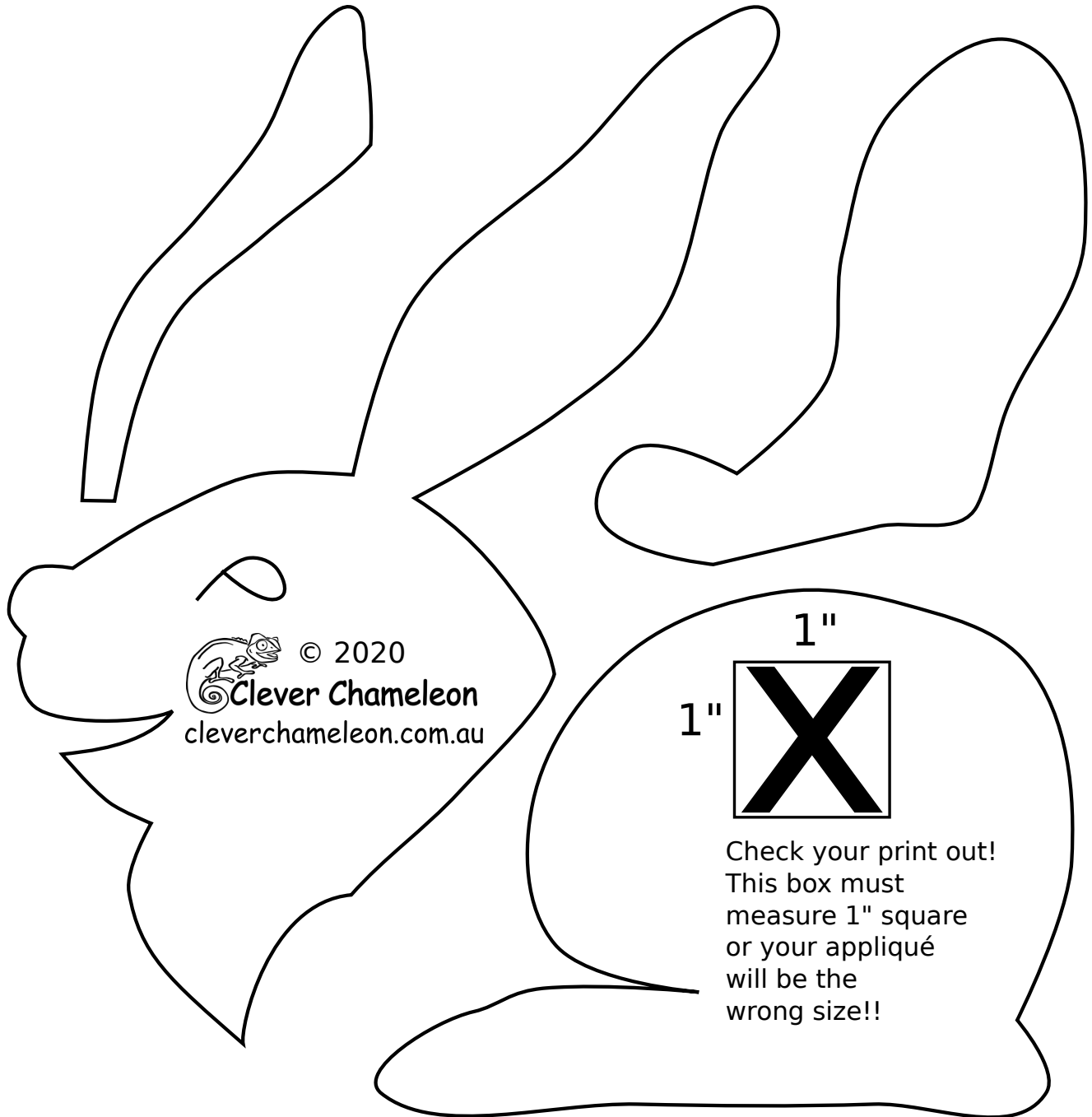


Lunarcy Quilt Part 12 Year of the Rabbit

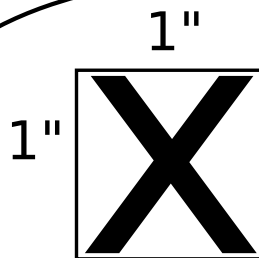
Appliqué Templates



page 1 of 3, pieces are already reversed for tracing



© 2020
Clever Chameleon
cleverchameleon.com.au




Check your print out!
This box must
measure 1" square
or your appliqué
will be the
wrong size!!

Lunarcy Quilt series designed by Dione Gardner-Stephen
Downloaded from www.cleverchameleon.com.au/lunarcy-year-of-the-rabbit/
Not to be distributed, all rights reserved.
Please be copyright respectful and share the link not the pattern.





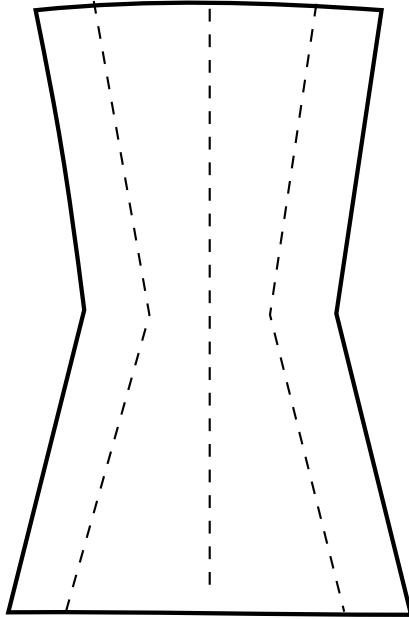
Lunarcy Quilt Part 12 Year of the Rabbit

Appliqué Templates

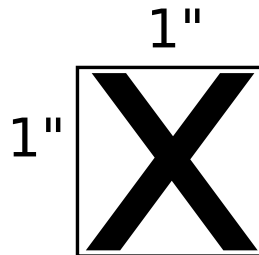
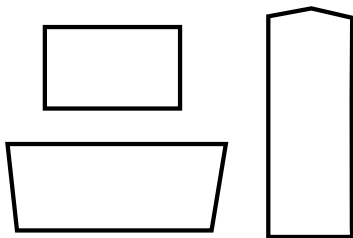


page 2 of 3, pieces are already reversed for tracing


Peach lantern parts



Red lantern parts




Lunarcy Quilt series designed by Dione Gardner-Stephen
Downloaded from www.cleverchameleon.com.au/lunarcy-year-of-the-rabbit/
Not to be distributed, all rights reserved.
Please be copyright respectful and share the link not the pattern.




Lunarcy Quilt Part 12 Year of the Rabbit

Appliqué Templates



page 3 of 3, Suggested Layout Key (45% of actual size)



Lunarcy Quilt series designed by Dione Gardner-Stephen
Downloaded from www.cleverchameleon.com.au/lunarcy-year-of-the-rabbit/
Not to be distributed, all rights reserved.
Please be copyright respectful and share the link not the pattern.